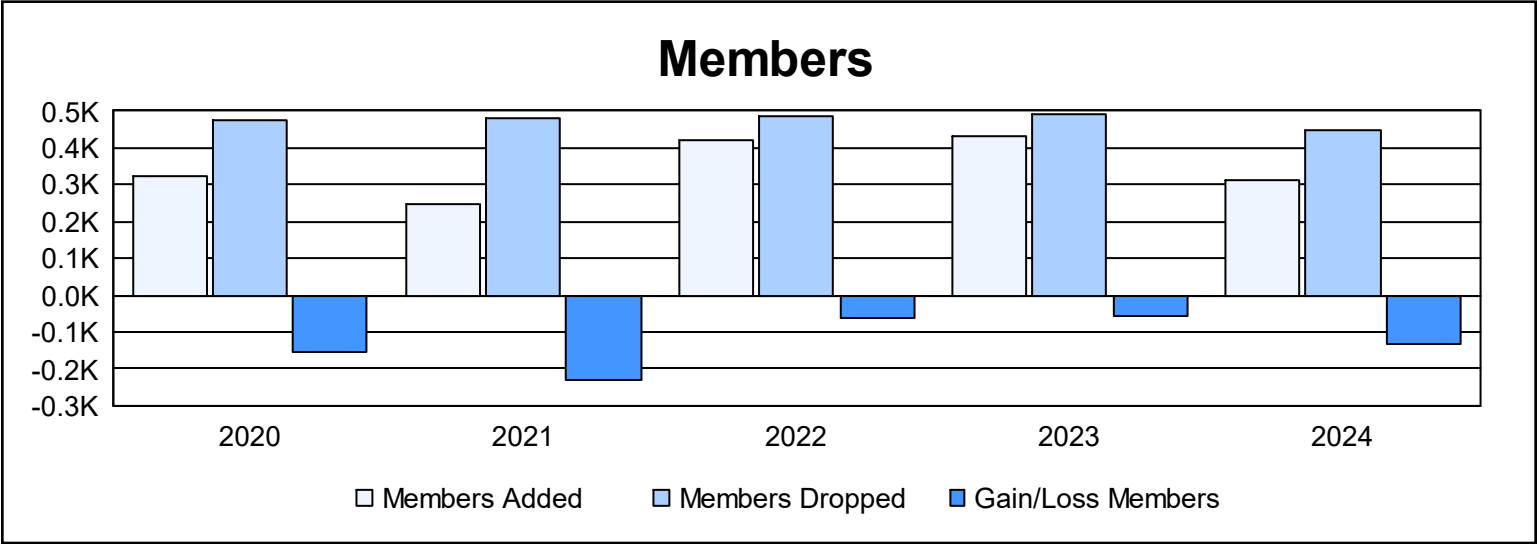
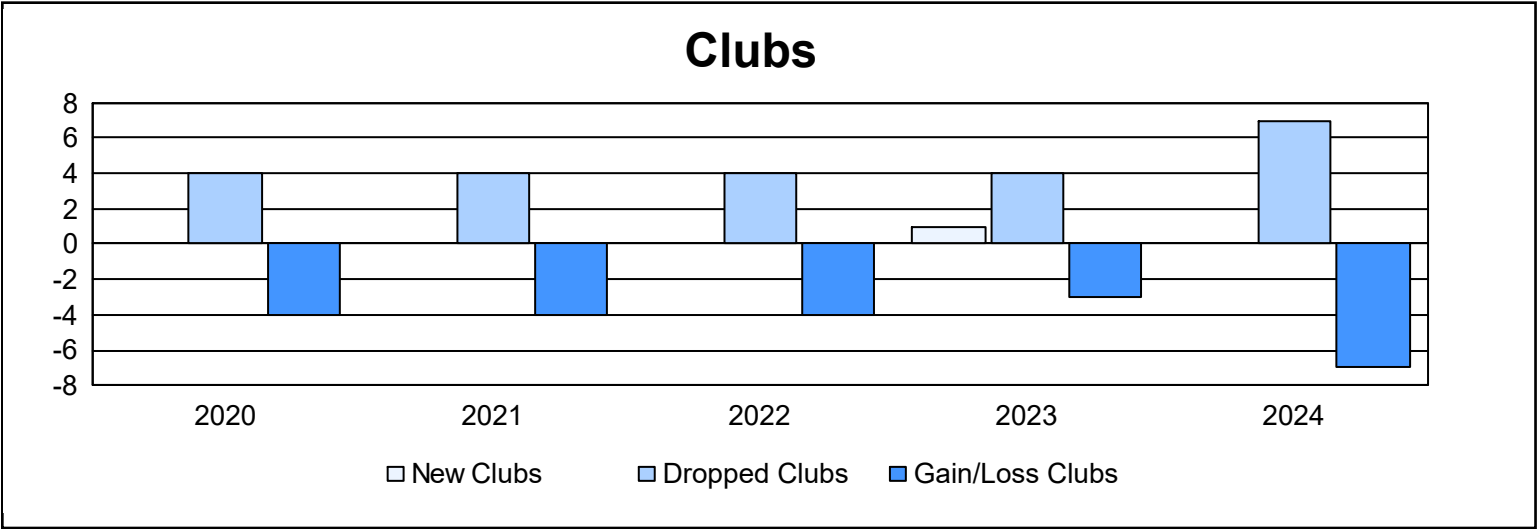
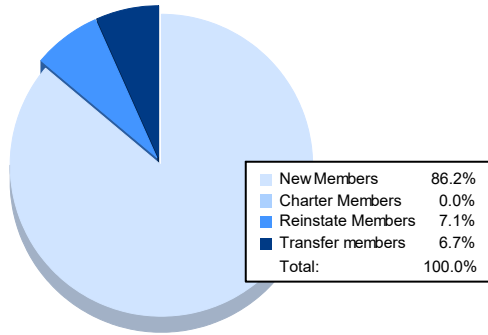


Year	New Clubs	Dropped Clubs	Gain/ Loss Clubs	New Members	Charter Members	Reinstate Members	Transfer Members	Total Member Added	Total Members Dropped	Gain/ Loss Members
2019-2020	0	4	-4	258	1	42	21	322	477	-155
2020-2021	0	4	-4	185	1	37	24	247	479	-232
2021-2022	0	4	-4	343	0	29	49	421	484	-63
2022-2023	1	4	-3	339	33	48	12	432	491	-59
2023-2024	0	7	-7	269	0	22	21	312	446	-134
Average	0	5	-4	279	7	36	25	347	475	-129



### Membership Composition June 2024 Cumulative



### Gender Composition June 2024 Cumulative

